

# RACE TRANSPORTER RANGE




**BJT** BRIAN JAMES TRAILERS



# ***RACE TRANSPORTER 7***

Exceptional specification and a lighter, stronger, smarter design, the **Race Transporter 7** takes enclosed car transport to a new level. Available in black or white and in tri-axle and weight-saving twin-axle models.

**STRONGER.**  
**LIGHTER.**  
**SMARTER.**






**RT7**

RACE TRANSPORTER 7

**BJT**

**BJT** BRIAN JAMES TRAILERS



- ↶ Central control interface for system information and trailer operation
- ↑ Battery level display on control interface and viewable via app
- ← Tilt function and powered rear door can be operated via the control interface or by wireless remote



- ↑ Composite floor is lighter, stronger and safer than traditional deck-board
- ↶ Twin floor lockers provide storage for heavy/bulky items
- ↵ Heavy-duty deck pads offer a high-grip surface and anchor points for straps
- ↓ Adjustable low-profile wheel chock





# RACE TRANSPORTER 7

Wireless electric tilt operation effortlessly creates a low loading angle





↑ Side mounted LED reversing lights

→ Rear loading lights and full-length interior LED strip lights


↓ Spare wheel with protective cover





↑ Electric winch with synthetic rope and wireless operation

← Weight saving twin-axle option  
→ New lightweight chassis



↑ Bold new look  
↖ New lightweight chassis

← Large flush twin side doors and front hatches  
↓ Diamond-cut anthracite alloy wheels as standard







# *RACE TRANSPORTER 6*

**PURPOSE.**  
**PRECISION.**  
**PERFORMANCE.**

Whether for supercar exotics, motorsport or classics, **Race Transporter 6** achieves unrivalled practicality and competence.







# *RACE TRANSPORTER 6*





↑ Awning can be fitted on either or both sides


↓ Daylight roof for an enhanced working environment



↑ Large twin side doors / front and rear hatches

← Full LED lighting that is super-bright and reliable

↓ Floor storage for heavy/bulky items



# *RACE TRANSPORTER 5*



**F U N C T I O N .**  
**F E A T U R E S .**  
**S T Y L E .**

**Race Transporter 5** provides users requiring optimum access and high specification with the ideal solution.

**Race Transporter 5** is available in a choice of lengths, widths and capacities. The low bed chassis provides stable and safe towing which combined with tilt-bed operation ensures low vehicles are easily accommodated.






# RACE TRANSPORTER 5

Hydraulic tilt-bed easily creates  
a low loading angle








- ↑ Front hatches for easy access
- ← Full LED lighting that is super-bright and reliable
- ↙ Multiple anchor points
- ↘ Full-width, full-height rear door ramp



- ↑ Daylight roof for an enhanced working environment
- ← Large twin side doors and front hatches
- ↙ Choose between black or white colour options
- ↘ Electric winch for effortless loading





# RACE TRANSPORTER 4




EVOLVED.  
VERSTILE.  
VALUE.

The evolved **Race Transporter 4** now presents the highest quality standards with advanced features previously unavailable at this level. Unmatched value and specification makes **Race Transporter 4** ideal for high level motorsport.





- ↑ Choose between black or white colour options
- ↖ Gull-wing side doors
- ← Front hatches for easy access
- ↓ Full LED lighting that is super-bright and reliable



- ↑ Daylight roof for an enhanced working environment
- ← Floor storage for heavy/bulky items
- Multiple anchor points
- ↓ Electric winch for effortless loading



# RACE TRANSPORTER 4

Hydraulic tilt-bed easily creates  
a low loading angle





## Quality

Brian James Trailers are manufacturers of class leading trailers since 1979. When you buy a Brian James Trailer you can be absolutely certain that it is designed and constructed to the highest possible standards. Our engineers combine top-quality craftsmanship with the best materials and first-class presentation. Light but strong, our trailers are crafted to enhance safety, efficiency and durability.



## 5-year warranty

All of our trailers come with a standard 5-year manufacturer's warranty covering the integrity of the chassis and parts manufactured by Brian James Trailers. A 1-year warranty applies to parts manufactured by 3rd parties.

Our full warranty policy is viewable on [www.brianjamestrailers.co.uk](http://www.brianjamestrailers.co.uk) or emailed upon request.

## Standards



ISO 9001: 2015



Full European Type Approval



British Galvanising Standard

Brian James Trailers Ltd.

Sopwith Way, Drayton Fields Ind. Estate, Daventry, Northants NN11 8PB

[enquiries@brianjamestrailers.co.uk](mailto:enquiries@brianjamestrailers.co.uk) / 01327 308833

[www.brianjamestrailers.co.uk](http://www.brianjamestrailers.co.uk)



# RACE SHUTTLE RANGE



**BJT** BRIAN JAMES TRAILERS

# RACE SHUTTLE 2

## All round ability and professional image

Tailor-made for smaller race cars or classic period rally cars, the low profile fully enclosed transporter has a number of important attributes, most importantly being light and efficiently aerodynamic. Available in fixed bed and tilt bed models, both feature 2.4m loading ramps that store within the deck tray as standard.

As ever, quality has not been overlooked, with the Race Shuttle 2 achieving detail equalled by no other. To achieve this the construction technology is at the forefront of GRP manufacturing. Race Shuttle 2 is fully EEC Dir 2007/46 type approved and comes with our 5 year chassis guarantee.

A range of options including a tyre rack, fuel storage and work bench combination, alloy wheels and manual or electric winches are just a selection of the ways to enhance your Race Shuttle 2.



Low chassis centre of gravity, twin axle and excellent aerodynamics ensures safe, stable, towing stability.



Tyre rack + fuel storage + work bench. (option). \*check suitability of race or saloon car.



2.4m loading ramps as standard.

Race Shuttle 2 Product codes	Load bed length	Load bed width	Gross cap. kg	Load cap. kg	Loading operation
300-1010	4.30m (14ft)	1.95m (6ft 5")	2,600	1,809	Fixed bed
300-1011	4.30m (14ft)	1.95m (6ft 5")	2,600	1,789	Tiltbed

Race Shuttle 2 Product codes	Overall length	Overall width	Overall height	Internal height
All models	5.82m (19ft)	2.30m (7ft 6")	1.94m (6ft 4")	1.53m (5ft 1")



# RACE SHUTTLE 3

## Quality presentation and integrity of design

The enduring popularity of the Race Shuttle 3 is testimony to a combination of many successful features. From the outset the brief called for a fully enclosed transporter capable of handling mid-sized vehicles without the need for a large and therefore heavy platform. Consideration was given to creating a trailer that operated as if it were an open trailer for loading, then quickly and easily became an enclosed transport solution, without creating unnecessary wind drag from an over large body. The single piece, large format clam-shell operation was the solution.

Race Shuttle 3 can be ordered with either a fixed bed or tilt bed together with a wide range of optional equipment.

The range of applications in which the Race Shuttle 3 has proven to be extremely capable extends from the world of rallying, club racing, right through to formula series racing.



Race Shuttle 3 with optional alloy wheels.  
Available in either standard Silver or diamond-cut Anthracite finish.



Aerodynamic single piece, clam shell design reduces wind drag and improves towing fuel consumption.



Tyre rack + fuel storage + work bench.  
(option). \*check suitability of race or saloon car.



Locking stainless steel door lock, gas spring assisted opening.

Race Shuttle 3 Product codes	Load bed length	Load bed width	Gross cap. kg	Load cap. kg	Loading operation
330-1010	4.70m (15ft 5")	1.95m (6ft 5")	2,600	1,669	Fixed bed
330-1011	4.70m (15ft 5")	1.95m (6ft 5")	2,600	1,649	Tiltbed
330-1021	4.70m (15ft 5")	1.95m (6ft 5")	3,000	2,049	Tiltbed

Race Shuttle 3 Product codes	Overall length	Overall width	Overall height	Internal height
All models	6.20m (20ft 3")	2.30m (7ft 6")	1.99m (6ft 6")	1.60m (5ft 2")





RACE SHUTTLE 3



JP

SR







# Quality

Brian James Trailers are manufacturers of class leading trailers since 1979. When you buy a Brian James Trailer you can be absolutely certain that it is designed and constructed to the highest possible standards. Our engineers combine top-quality craftsmanship with the best materials and first-class presentation. Light but strong, our trailers are crafted to enhance safety, efficiency and durability.



# 5-year warranty

All of our trailers come with a standard 5-year manufacturer's warranty covering the integrity of the chassis and parts manufactured by Brian James Trailers. A 1-year warranty applies to parts manufactured by 3rd parties.

Our full warranty policy is viewable on [www.brianjamestrailers.co.uk](http://www.brianjamestrailers.co.uk) or emailed upon request.

# Standards



ISO 9001: 2015



Full European Type Approval



British Galvanising Standard

Brian James Trailers Ltd.

Sopwith Way, Drayton Fields Ind. Estate, Daventry, Northants NN11 8PB

[enquiries@brianjamestrailers.co.uk](mailto:enquiries@brianjamestrailers.co.uk) / 01327 308833

[www.brianjamestrailers.co.uk](http://www.brianjamestrailers.co.uk)



# A TRANSPORTER RANGE



**BJT** BRIAN JAMES TRAILERS



# A TRANSPORTER





## A TRANSPORTER DESIGNED FOR PERFORMANCE



The **A Transporter** range represents the ultimate evolution in trailer design. With a strong, durable galvanised chassis, low bed height and a range topping 3000kg gross capacity. A Transporter trailers are perfectly suited for vehicle recovery, professional transport and motorsport alike.

**A Transporter** trailers are available with load bed lengths from 2.70m to 5.00m, in single or twin axle variants. All feature internally stored 'easy glide' ramps and a flush fitting centre deck.



Low chassis design for safe and stable towing

A TRANSPORTER



# A TRANSPORTER

## A Transporter

High specification as standard




● **Rear stands with foot pedal action**  
Designed to compliment the 'easy glide' out ramps these spring loaded, foot operated support stands can be lowered or raised in seconds. Rear stands provide the dual function of load support when engaged and locking the ramps safely in position when towing.

○ **Wheel chocks, Professional**  
Fully adjustable, quick release wheel chock system engages directly into the trailer chassis within seconds.



○ **Tie-down wheel 'sleeve' straps**  
Approved by car manufacturers and race teams alike, these new straps hold the vehicle safely and securely without straining suspension geometry. Easy to fit, with multiple built-in tie-down points.



● **Easy glide, high grip ramps**  
1.90m (single axle models) and 2.40m (twin axle models) punched ramps pull out from the trailer bed in seconds.


'Easy-glide' rollers ensure the operation requires little effort.







○ Manual winch, load pressure auto braked, + 6 point adjustable pull positions.



○ Fuel can storage  
Designed to carry either 1, 2 or 3 x 20ltr Jerry cans. Lockable, twin opening doors.  
A Transporters are available in blue, red, grey or black body colour trim and the fuel storage locker can be colour matched to the trailer body.



○ Manual winch + 3 point adjustable pull positions.



● Storage bed locker (front)  
Lockable front storage locker, with automatic lift lid.

Internal size: 425mm length, 90mm depth, width dependent on chassis load bed width.



○ Alloy wheels  
A Transporters are also available with alloy wheels in standard Silver or diamond-cut Anthracite (Anthracite shown).

● Standard. ○ Optional at extra cost.









## Quality

Brian James Trailers are manufacturers of class leading trailers since 1979. When you buy a Brian James Trailer you can be absolutely certain that it is designed and constructed to the highest possible standards. Our engineers combine top-quality craftsmanship with the best materials and first-class presentation. Light but strong, our trailers are crafted to enhance safety, efficiency and durability.



## 5-year warranty

All of our trailers come with a standard 5-year manufacturer's warranty covering the integrity of the chassis and parts manufactured by Brian James Trailers. A 1-year warranty applies to parts manufactured by 3rd parties.

Our full warranty policy is viewable on [www.brianjamestrailers.co.uk](http://www.brianjamestrailers.co.uk) or emailed upon request.

## Standards



ISO 9001: 2015



Full European Type Approval



British Galvanising Standard

Brian James Trailers Ltd.

Sopwith Way, Drayton Fields Ind. Estate, Daventry, Northants NN11 8PB

[enquiries@brianjamestrailers.co.uk](mailto:enquiries@brianjamestrailers.co.uk) / 01327 308833

[www.brianjamestrailers.co.uk](http://www.brianjamestrailers.co.uk)





# RACE SPORT RANGE



**RACE**SPORT



## RACE SPORT ENCLOSED TRANSPORT, REALISED



Enclosed trailers offer significant benefits. Vehicles are kept clean, dry and protected from the elements; this is a particular benefit in winter with muddy roads often treated with corrosive salt to prevent icing. A lockable, enclosed trailer also provides privacy and security, protecting contents from prying eyes.

Pioneering production methods continue to be developed at Brian James Trailers to ensure quality, precision and value for money. Based on a standard production chassis, the Race Sport's design delivers a high sided trailer with gull wing doors for ease of access, that make it ideal for motorsport or automotive logistics but at an accessible price.





# RACE SPORT

## RACE SPORT

### Standard features

The Race Sport benefits from having a chassis that is a very close relation to the A Transporter, the best standard car transporter available in Europe today, with many significant features being carried over entirely. Preserved is the high strength steel chassis with a 2.0m load area width and low mudguard clearance height as well as a fully punched deck providing a superior vehicle restraint option using adjustable wheel chocks and circumference wheel strapping.

To create the appealing and practical Race Sport aesthetics, Brian James Trailers has engineered a fully CNC machined GRP composite panel and high specification GRP body mouldings. Also incorporated are features normally unavailable at this price level, such as a full-length daylight roof, made from clear gel GRP.



● Large 'Gullwing' side access doors provide a wide, practical access to vehicles from both sides of the trailer. (2.17m wide).



● 50mm ball coupling head with security lock.



● LED marker lamps  
LED technology, super-bright and reliable lamps are fitted on front (white), sides (amber) and rear outline positions (red/white), as well as registration plate illumination.



● Front access hatches on both left and right sides.

Dimensions:  
4.5m and 5m models:  
0.85m(H) x 0.5m(W)  
5.5m model:  
1.25m(H) x 0.5m(W)

● **Multiple anchor points**

Chassis located strap attachment points are provided along each side of a Race Sport trailer. A high level of grip and strength is offered by the raised, punched profile of each slot.



● **Individual lamp array**

Stylish, well protected lamps are individually replaceable in the unlikely event of damage. They feature a high quality, automotive bulb holder providing durability and a convenient twist release mechanism for easy bulb access.



● **Super-Structure**

Lighter weight and improved strength, combined with the durability of a hot-dip galvanised chassis is provided by extensive use of specially formulated high tensile steel.




● **Rear doors**

Race Sport rear doors are designed as a combined door and ramp system. Each door can be lowered individually, with gas spring assistance requiring minimum effort.



● **Built-in assister ramps**

Aluminium fold out ramps at the base of each door, offer a low loading angle. Powerful magnets retain the ramps in their travelling position.



● **Rear support stands**

Rear stands provide support when loading from the rear.

# RACE SPORT

## OPTIONS

### Personal and special

Whether for race, rally, storage or professional transportation, we have created a uniquely customisable trailer. **Race Sport** can be configured with any of the available options, quickly and directly at your dealer. This incredible flexibility makes it entirely possible to develop the facilities within the **Race Sport** as your needs change, or perhaps start off with all of the bells and whistles.

**○ Front storage,**  
with space for two 20ltr jerry cans and three storage shelves.



**○ Alloy wheels**  
The **Race Sport** is also available with alloy wheels in standard Silver or diamond-cut Anthracite (pictured).





**○ Electric winch, 12V with remote control**  
Electric winch, mounted as shown is powered by a fully fitted 12V battery pack. Full remote control is via a wander lead. Winch features free line spool and roller guides. Mains charger supplied.



**○ Aluminium side storage racks,** on left and right hand side, each having 3 shelves for storage of smaller items. 600mm wide x 76mm deep.





**○ Wheel chock**, 50mm high to suit cars with low splitters. Bolted in a fixed position.

**○ Deck slick pads**

Cars with soft compound or 'slick' tyres, can benefit from deck slick pads placed under each tyre. This raises the tyre contact area level with the punched deck.

*Note: Slick pads are loose, not fixed in position.*

**○ Wheel chocks**,

Fully adjustable, quick release wheel chock system engages directly into the trailer chassis and is easily adjustable in position.



**○ Interior LED lighting**

Assists in loading operations at night by providing background night visibility. The 'Extended' interior lighting kit has 4 LED strip lamps to provide additional illumination.



**○ Tyre rack**

Transport of multiple spare wheels and tyres is easily accomplished with a high level tyre rack. Its design places the wheels above average bonnet height, so keeping useful space available on the bed. Safety and security of the transported spare wheels is provided for by a unique strap system.



**○ Rear-view camera**

For backing into tight spaces, a rear-view camera provides assistance and reassurance.

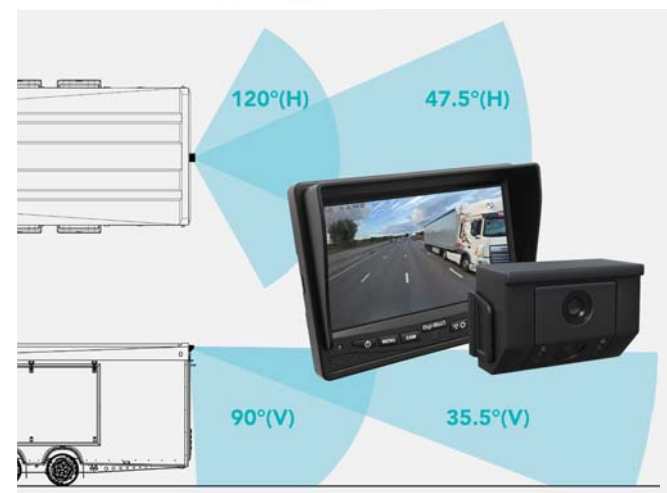


**○ Full LED lighting**

LED lights are both super bright and reliable. 8 x individual rear lamps are replaced with LED items. All other original lamps are LED technology as standard.

**LED lamps: Note**

LED lamps are not compatible with all towing vehicles. This may cause unintended consequences. Please check compatibility. A mix of filament and LED lamps is possible.



**○ Twin Lens Camera**

This relatively compact camera includes 2 high quality lenses, which produce two views; a 'look-down' view when reversing and a 'look-back' view when travelling forwards. The 'look-down' view is displayed/triggered when reversing.

## Quality

Brian James Trailers are manufacturers of class leading trailers since 1979. When you buy a Brian James Trailer you can be absolutely certain that it is designed and constructed to the highest possible standards. Our engineers combine top-quality craftsmanship with the best materials and first-class presentation. Light but strong, our trailers are crafted to enhance safety, efficiency and durability.



## 5-year warranty

All of our trailers come with a standard 5 year manufacturer's warranty covering the integrity of the chassis and parts manufactured by Brian James Trailers. A 1-year warranty applies to parts manufactured by 3rd parties.

Our full warranty policy is viewable on [www.brianjamestrailers.co.uk](http://www.brianjamestrailers.co.uk) or emailed upon request.

## Standards



ISO 9001: 2015



Full European Type Approval



British Galvanising Standard

Brian James Trailers Ltd.

Sopwith Way, Drayton Fields Ind. Estate, Daventry, Northants NN11 8PB

[enquiries@brianjamestrailers.co.uk](mailto:enquiries@brianjamestrailers.co.uk) / 01327 308833

[www.brianjamestrailers.co.uk](http://www.brianjamestrailers.co.uk)





# DIGGER PLANT

EARTH MOVING

**BRIAN JAMES TRAILERS**

» Connected to you



UNITED KINGDOM



# DIGGERPLANT



## DIGGER PLANT EARTH MOVING

**\*  
5** 5 YEAR  
EXTENDED  
WARRANTY



The innovative **Digger Plant** range provides a modern, advanced and compliant transport solution for many tracked excavators and plant machines such as chippers and shredders. With obvious appeal to larger organisations, the ideas pioneered in the **Digger Plant** also translate to smaller fleets and individual users interested in efficiency and safety.

Being a part of the Brian James Trailers range, **Digger Plant** features a low ride height for optimal distribution of weight and stable towing performance.



\* 1 year warranty as standard. Additional 4 year warranty period requires product registration.

DIGGER PLANT





# DIGGERPLANT

## STANDARD FEATURES

### Highest capacity

**Digger Plant** has a gross capacity of 2,700kg or 3,500kg. It combines this with class leading light, but tough chassis design to achieve unrivalled payload capability. Whether moving diggers or dumpers our advanced low chassis design and versatile layout, achieves recommended weight distribution, ensuring stable and safe towing.

The deck design is constructed using heavy duty phenol ply (18mm), with substantial under deck chassis reinforcements. Even the heaviest machinery such as road rollers or mini diggers will not cause damage. Robust steel mudguards and all around high-grip side steps provide easy and safe access to machinery on the trailer.



- **Long drawbar** provides plenty of space for digger arms.

- **Jockey wheel**  
Heavy duty jockey wheel. Features anti-vibration latch and is positioned away from conflict with loaded machinery.

- **Adjustable punched ramps** provide low loading angle for all types of vehicles. Each ramp can be positioned across the full width in seconds. Constructed from galvanised steel, punched for high grip. Unique nylon hinge sleeves eradicate unwanted rattles and wear.



**MULTIPLE ANCHOR POINTS**

- **Multiple anchor points**  
Numerous strap attachment points are located in the chassis providing ultimate strength. A high level of grip and strength is offered by the raised, punched profile of each slot. Machine restraint is made easy with many tie-down options.




- **Spare wheel**  
Mounted conveniently towards the front of the trailer.



**HIGH-GRIP SURFACE**

- **High grip**  
Features high strength punched and formed steel. Provides grip and is extremely resistant to wear, even on tough jobs.






● **Universal bucket rest**  
Standard fitment on Digger Plant trailers.



● **ACME thread clamps.** Silent locked – the loading tail ramp is held in place with secure clamp fasteners. A rubber buffer is part of the system and provides damping for quiet travel.




● **Super-structure**  
The strength of Digger Plant is more than skin deep. Super-strength steel used in the main chassis fabrication is complemented by two additional longitudinal beams just below the 18mm phenol ply anti-slip centre bed. Lighter weight and improved strength, combined with the durability of a hot-dip galvanised chassis ensures that Digger Plant will serve for many years.

● **Smooth-ride, self damping**  
Digger Plant trailers are designed for long distance and heavy loads. Axles and suspension technology is proven beyond doubt.




● **50mm ball coupling head** with security lock.



● **Low loading angle**  
The Digger Plant features a loading angle of 14° which enables easy loading and unloading of machines.

● Standard. ○ Optional at extra cost.



● **Full LED lighting**  
LED lights are both super bright and reliable. All lamps are LED technology as standard.

**LED lamps: Note**  
LED lamps are not compatible with all towing vehicles. This may cause unintended consequences. Please check compatibility.




# DIGGERPLANT


## OPTIONS

Does the job, better

A full working specification as standard gets the job done. We also know that each operator has differing requirements and have catered for this with an unrivalled range of optional configurations, each available at the time of order, or as a retro-fit.



**○ Digger Arm Lock**  
Guides and secures the digger arm and bucket to the trailer with a single heavy duty locking pin.



**○ Electric winch**  
12V electric winch kit with 4500lb drag capacity and wander lead remote control. Power pack available separately.



**○ Manual winch**  
Manually operated winch with steel cable, auto braked operation with free spool and centre pulley guide.



**○ Bucket locker**  
Secure lockable storage for digger buckets and other attachments.




**○ Chapter 8 Chevrons** provide compliance with vehicle marking regulations for sites. (Shown with optional reinforced centre infill mesh panel kit for twin ramp tail panel).






○ Wheel safety indicators  
Visually reveal whether wheel nut torque has changed once originally set.



○ Machine stop bar designed to provide a reliable stop for digger and plant machinery. Must be used in combination with tie-down restraint straps.



○ Heavy Duty punched tail panel with spring assistance. Suitable for heavy plant.



○ TracStrap system  
The Tracstrap system is unique to Brian James Trailers and the Digger Plant. This in-house designed and manufactured system offers extremely high levels of towing security with minimal effort (TÜV Nord test report 8114838799). The front chocks are adjustable and provide a fixed loading point. Each track is held in place by a 5 tonne rated 50mm wide straps featuring heavy duty wear protectors.

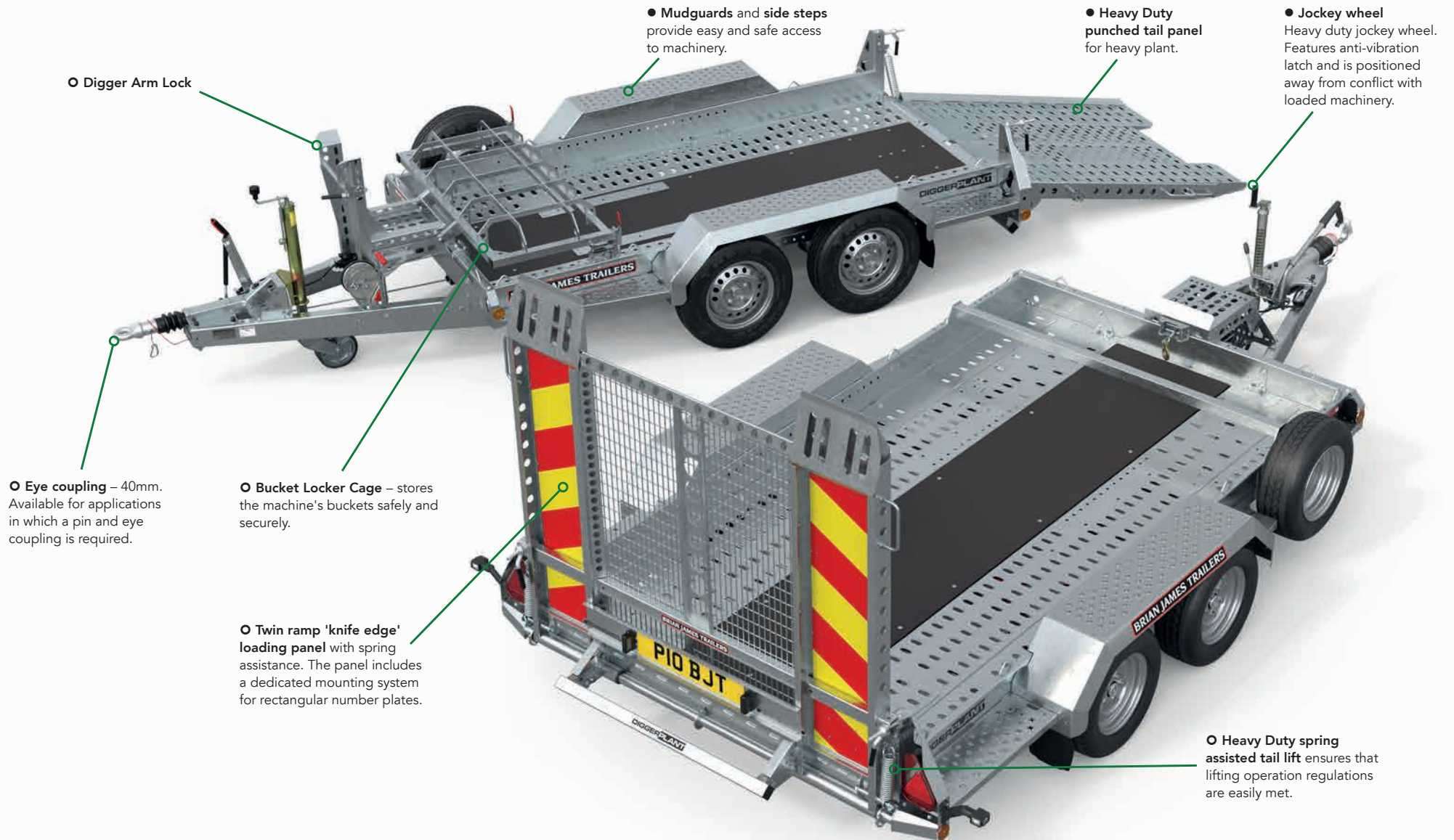


○ 40mm eye coupling  
Available for applications in which a pin and eye coupling is required.





# DIGGERPLANT



○ Digger Arm Lock

● Mudguards and side steps provide easy and safe access to machinery.

● Heavy Duty punched tail panel for heavy plant.

● Jockey wheel  
Heavy duty jockey wheel. Features anti-vibration latch and is positioned away from conflict with loaded machinery.

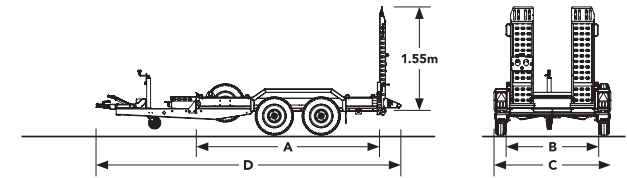
○ Eye coupling – 40mm. Available for applications in which a pin and eye coupling is required.

○ Bucket Locker Cage – stores the machine's buckets safely and securely.

○ Twin ramp 'knife edge' loading panel with spring assistance. The panel includes a dedicated mounting system for rectangular number plates.

○ Heavy Duty spring assisted tail lift ensures that lifting operation regulations are easily met.

## TECHNICAL INFORMATION



PRODUCT CODE	543-0110	543-1320	543-2320
<b>CAPACITY</b>			
Gross kg	2,700	3,500	3,500
Load kg	2,158	2,818	2,773
Unladen trailer weight kg	542	682	727
<b>DIMENSIONS</b>			
Load bed length m <b>A</b>	2.80	3.20	3.70
Internal bed width m <b>B</b>	1.30	1.70	1.70
Overall trailer width m <b>C</b>	1.79	2.32	2.32
Overall trailer length m <b>D</b>	4.65	5.12	5.12
Bed load height m	0.38	0.40	0.40
Towball height (loaded, centre of towball) m	0.40	0.40	0.40
Working load angle	14°	14°	14°
<b>RUNNING GEAR</b>			
Axles	2	2	2
Wheel / Tyre size	13" (165 6pr)	12" (195/60)	12" (195/60)
Heavy duty jockey wheel	●	●	●
Locking tow hitch	●	●	●
<b>STANDARDS / WARRANTY</b>			
Directive 200/46/EC approval	●	●	●
Galvanised steel - EN ISO 1461	●	●	●
5 year extended chassis warranty - 1 year warranty as standard. Additional 4 year warranty period requires product registration	●	●	●
<b>REAR LOADING</b>			
Adjustable position "high grip" punched ramps x 2	●	●	●
Twin ramp "knife edge" loading panel + spring assistance and reinforced centre infill mesh panel	○	○	○
Heavy Duty punched tail panel 1.5m	○	○	○
<b>LIGHTING</b>			
Full LED lighting	●	●	●
<b>LOADING, WHEELS AND SECURITY</b>			
Spare wheel	●	●	●
Bucket locker cage - Store buckets in front of the digger safely	○	○	○
Machine stop bar - Adjustable full width bar	○	○	○
TracStrap system - Secure + easy strapping system incorporating track stops	○	○	○
Digger arm lock - Safe towing aid	○	○	○
Tie-down anchor points (internal)	Multiple in platform		
Eye coupling - 40mm	○	○	○
Tie-down straps	○	○	○
Chapter 8 chevrons - Site regulation compliant vehicle markings	○	○	○
Wheel nut indicators - Wheel sentry kit	○	○	○

● Standard ○ Optional at extra cost

All trailer weights stated are approximate and are based on a trailer with no optional extras fitted.

# DIGGERPLANT

## QUALITY

Brian James Trailers are manufacturers of class leading trailers since 1979. When you buy a Brian James Trailer you can be absolutely certain that it is designed and constructed to the highest possible standards. Our engineers combine top-quality craftsmanship with the best materials and first-class presentation. Light but strong, our trailers are crafted to enhance safety, efficiency and durability.

## 5 Year Extended Chassis Warranty

All of our trailers come with a standard 1 year non-transferable manufacturer's warranty covering the integrity of the chassis, which can be extended to 5 years at no additional charge upon registration.

This 5 year extended warranty applies to the chassis only. All other components are subject to a standard 1 year warranty, subject to fair wear and tear.

## Standards







DIGGER PLANT



# BRIAN JAMES TRAILERS

» Connected to you

## NOTES

All images used are for illustrative purposes only and may show non-standard equipment and finishes.  
All products are subject to change without prior notice due to our continuous development programme.

© BRIAN JAMES TRAILERS LIMITED

Edition DIGPL-UK2023\_Q2\_1



**Brian James Trailers Limited.**  
Sopwith Way, Drayton Fields Industrial Estate  
Daventry, Northampton, NN11 8PB

**T + 44 (0)1327 308 833**

Brian James Trailers are available by contacting our sales team as well as through an extensive network of official dealers throughout the country.

For more information please visit our website.

**[www.brianjamestrailers.co.uk](http://www.brianjamestrailers.co.uk)**

Dealer information

